

LUCA HERMETIC LED is a hermetic light fitting for use in production halls, storage rooms, workshops, supermarkets as well as car parks. Given its high ingress protection rating IP65, it is also perfectly applicable in car washes. With its excellent performance and optics, the light fitting can be used in narrow corridors as well as open spaces. Simple design ensures easy installation. Connectable units can be easily and tool-free installed in continuous light-lines, which constitutes an additional strength of the fitting. Equipped with linear optics with very low unified glare rating (UGR), LUCA HERMETIC LED is perfect for low and medium installation heights. The light fitting is available in five different lengths.

## TECHNICAL DATA

Light source	LED
Power consumption	25 - 125 W
Luminaire luminous flux	3 700 - 18 800 lm
Luminaire efficacy	150 lm/W
Colour temperature	3 000 K, 4 000 K
Colour rendering index (CRI)	80
Lumen maintenance output	100 000 h (L80B10)
Operating temperature	-25°C do +40°C
Beam angles	90°, 60°, 30°, 20°, ± 20°
Material	aluminum flat
Finish	powder coating
Colour	anthracite; other colours on request
Optics	PMMA
International protection rating	IP65
Mechanical resistance rating	IK09
Weight	1,6 kg / 2,5 kg / 3,6 kg / 5,2 kg / 6 kg
Voltage	~230 V
Frequency	50 Hz
Warranty	5 years
Control systems	optional

## FAMILY

INDEX NO	NAME	W	lm	lm/W	Ra/CRI
		POWER	LUMINAIRE LUMINOUS FLUX	LUMINAIRE EFFICACY	RA/CRI
S410250482XXXNBIEA1	LUCA H MINI 25 W, 48 LED, CRI 80	25	3 700	150	80
S410500962XXXNBIEA1	LUCA H MIDI 50 W, 96 LED, CRI 80	50	7 500	150	80
S410751442XXXNBIEA1	LUCA H MAXI 75 W, 144 LED, CRI 80	75	11 300	150	80
S411001922XXXNBIEA1	LUCA H EXTRA 100 W, 192 LED, CRI 80	100	15 100	150	80
S4X125240244200BIEA1	LUCA H SPECIAL 125 W, 240 LED, CRI 80	125	18 800	150	80

When ordering, please specify the desired beam angle curve and colour temperature.

## KEY ADVANTAGES

- luminous efficacy up to 150 lm/W
- optional quick and easy linking of multiple units
- lifetime up to 100 000 h (L80B10)
- three mounting methods: surface mounted, on ropes or single-point
- optional surface-mounted system
- universal application
- can be adapted to any control system
- modern design and solid workmanship (IP67, IK09)
- made in EU

## APPLICATION:

- Production halls
- Warehouses
- Underground parkings and passes
- Powerhouses
- Workshops
- Car washes
- Petrol stations


LUMI TEAM Sp. z o.o.  
Wanaty, Warszawska 2E  
42-260 Kamienica Polska  
POLAND

Tel: + 48 34 347 42 80  
E-mail: info@lumiteam.eu  
www.lumiteam.eu



## MODELS


### LUCA SPECIAL




### LUCA EXTRA




### LUCA MAXI



### LUCA MIDI



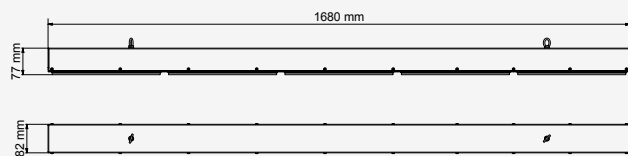
### LUCA MINI



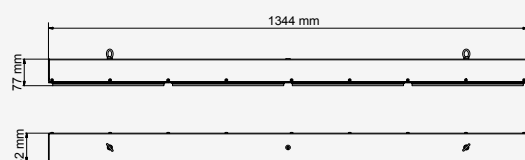
The handle is an accessory, priced separately.

## DIMENSIONS [MM]

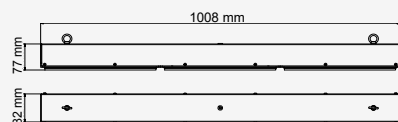
### LUCA SPECIAL



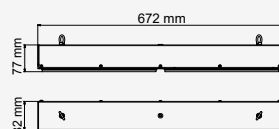
### LUCA EXTRA



### LUCA MAXI



### LUCA MIDI



### LUCA MINI

