



SQUARE TUNNEL LED luminaire is ideal for lighting road infrastructure facilities such as tunnels or passages under overpasses, underground passages. Thanks to the strong and uniform light intensity, as well as the flat mounting method, it can also be used in garages or underground stations. Equipped with a tempered glass pane with silicone gasket, the luminaire effectively protects the light source from oil mist and other contaminants. The stainless steel housing additionally protects against dirt, thus extending the life of the luminaire. The large selection of power and types of optics allows for ideal adjustment of lighting to customer needs. Available with explosion proof EX certification upon request.

TECHNICAL DATA


Light source	LED
Power consumption	50 - 150 W
Luminaire luminous flux	7 100 - 24 700 lm
Luminaire efficacy	143 - 165 lm/W
Colour temperature	4 000 K, 5 000 K, 6 000 K
Colour rendering index (CRI)	70
Lumen maintenance output	100 000 h (L80B10)
Operating temperature	-40°C do +40°C
Beam angles	55°, 94°, 110°, 37°/103°
Material	high-pressure die-cast aluminium
Finish	powder coating
Colour	white; other colours on request
Optics	PMMA
Glass	tempered glass
Ingress protection rating	IP67
Impact protection rating	IK09
Weight	11.1 kg
Voltage	230 V
Frequency	50 Hz
Warranty	5 years
Control systems	optional

FAMILY

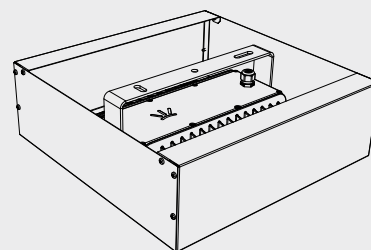
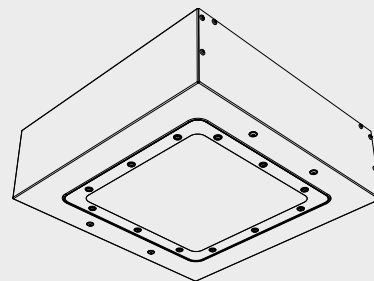
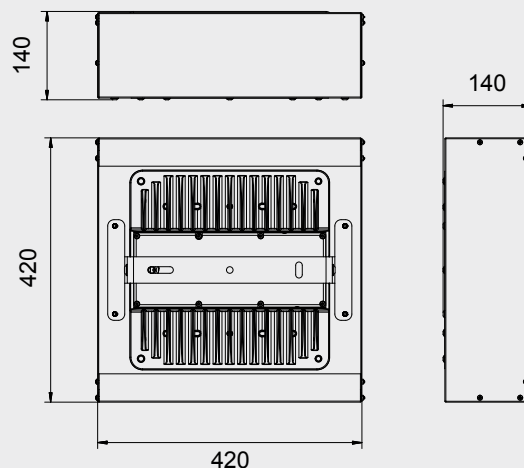
INDEX NO	NAME	POWER	LUMINAIRE LUMINOUS FLUX	LUMINAIRE EFFICACY	RA/CRI
S2T0500401XXXTXAKEA1	SQUARE TL 50 W, 40 LED, CRI 70	50 W	7 100 lm	142 lm/W	70
S2T0700401XXXTXAKEA1	SQUARE TL 70 W, 40 LED, CRI 70	70 W	10 000 lm	143 lm/W	70
S2T0900401XXXTXAKEA1	SQUARE TL 90 W, 40 LED, CRI 70	90 W	12 800 lm	142 lm/W	70
S2T0900601XXXTXAKEA1	SQUARE TL 90 W, 60 LED, CRI 70	90 W	14 400 lm	160 lm/W	70
S2T1100601XXXTXAKEA1	SQUARE TL 100 W, 100 LED, CRI 70	100 W	16 500 lm	165 lm/W	70
S2T1300601XXXTXAKEA1	SQUARE TL 110 W, 60 LED, CRI 70	110 W	17 600 lm	160 lm/W	70
S2T1001001XXXTXAKEA1	SQUARE TL 130 W, 60 LED, CRI 70	130 W	20 800 lm	160 lm/W	70
S2T1301001XXXTXAKEA1	SQUARE TL 130 W, 100 LED, CRI 70	130 W	21 400 lm	165 lm/W	70
S2T1501001XXXTXAKEA1	SQUARE TL 150 W, 100 LED, CRI 70	150 W	24 700 lm	165 lm/W	70

When ordering, please specify the desired beam angle curve and colour temperature.

KEY ADVANTAGE

- luminaire efficacy up to 165 lm/W
- lifetime up to 100 000 h (L80B10)
- explosion proof version available 
- stainless steel housing
- equipped with tempered glass panel
- easy assembly & fast mounting
- can be adapted to any control system
- modern design and solid workmanship (IP67, IK09)
- made in Poland

DIMENSIONS [MM]



LUMI TEAM Sp. z o.o.
 Wianaty, Warszawska 2E
 42-260 Kamienica Polska
 POLSKA

Tel: + 48 34 347 42 80
 E-mail: info@lumiteam.eu
www.lumiteam.eu

APPLICATION:

- road infrastructure
- underground crossings
- tunnels
- crossings under viaducts

